



# Element 13 Fluted Square

Martin Richards Design™

COLLECTION

## IPTSQ1612F-AL Painted Aluminum™

### Shaft (A)

11-15/16" x 11-15/16" (30.3 x 30.3cm)

### Capital Width & Depth (C1)

15-1/8" x 15-1/8" (38.4cm x 38.4cm)

Capital Height (C2) 3-3/16" (8.1 x 8.1cm)

### Base Width & Depth (B1)

15-1/8" x 15-1/8" (38.4cm x 38.4cm)

Base Height (C2) 3-3/16" (8.1 x 8.1cm)

Weight 92 lb (41.7 kg)

Load Bearing to 37,000lbs (16.78 tons)


Load must be distributed evenly over the shaft

Do not attach railings to shaft without interior substrate


### Optional Split for Post Wrap

Inside Space: 10" x 10" (25.4cm x 25.4cm)

Standard Powder Coated Finish: Linen: a white matt



### OPTIONAL FINISHES



Slate



White Glossy



Black Matt



Brown Matt

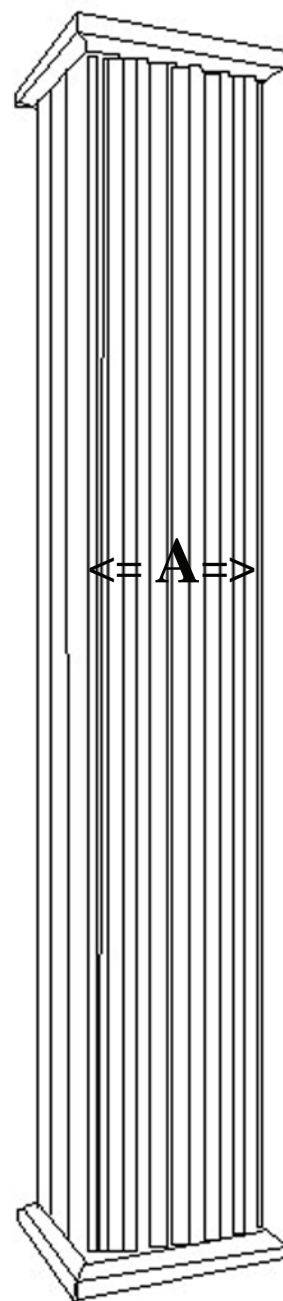


Beige



Taupe

<= C1 =>



<=

Total  
Height

16 Feet  
4.87 meters

<= A =>

<=

<= B1 =>

\* assembly required, drawing not to scale, Powder Coated Colors may vary from this brochure

\* For Load Bearing Application, check with your structural engineer for suitability in your local area

\* All specifications subject to change without notice, Final products & Measurements may vary from this brochure



Imperial Productions®

1-800-399-7585

Imperial Productions & Distribution Inc Toronto / New York

email sales@imperialproductions.com copyright 2016 MRDCI All Rights Reserved

Nov 2018