



# Element 13 Smooth Square

Martin Richards Design  
COLLECTION

## IPTSQ0808S-AL Painted Aluminum™

### Shaft (A)

7-1/4" x 7-1/4" (18.4 x 18.4cm)

### Capital Width & Depth (C1)

12-3/4" x 12-3/4" (32.3 x 32.3cm)

### Capital Height (C2) 3" (7.6cm)

### Base Width & Depth (B1)

9-7/8" x 9-7/8" (25 x 25cm)

### Base Height (B2) 3-1/2" (8.8cm)

Weight 27 lb (12.24 kg)


Load Bearing to 20,000lbs (9.07metric tons)

Load must be distributed evenly over the shaft


Do not attach railings to shaft without interior substrate

### Optional Split for Post Wrap

Standard Powder Coated Finish: Linen: a white matt



### OPTIONAL FINISHES



Slate



White Glossy



Black Matt



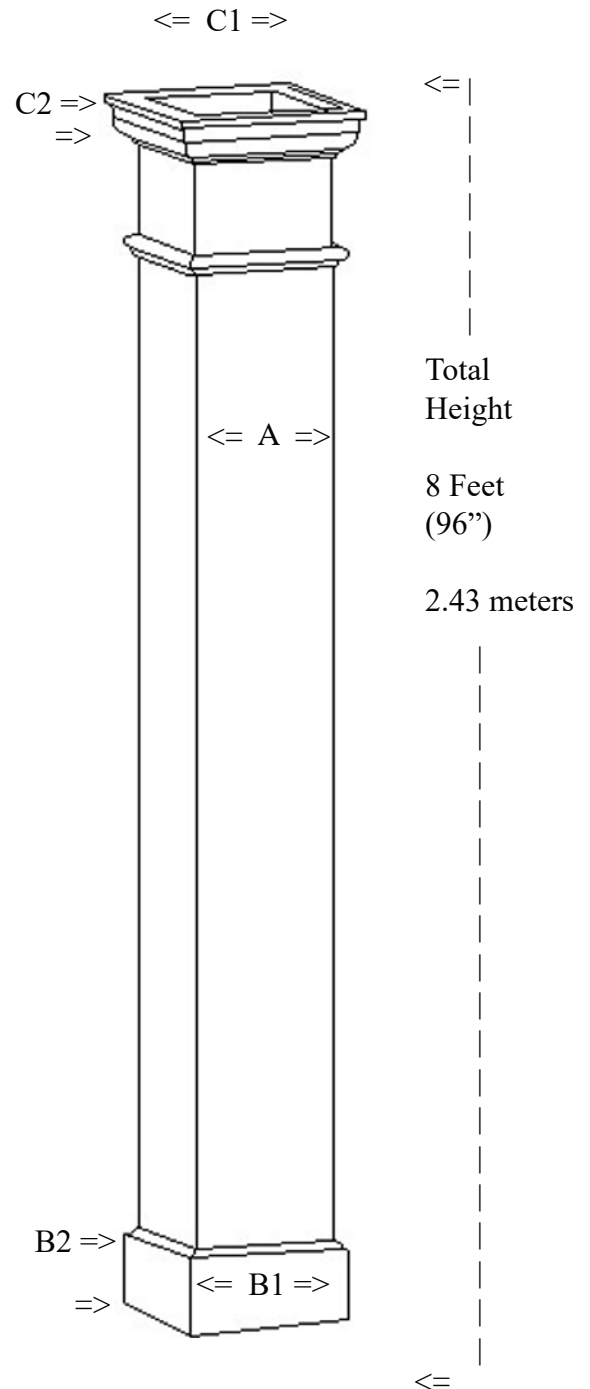
Brown Matt



Beige



Taupe



\* assembly required, drawing not to scale, Powder Coated Colors may vary from this brochure

\* For Load Bearing Application, check with your structural engineer for suitability in your local area

\* All specifications subject to change without notice, Final products & Measurements may vary from this brochure



Imperial Productions®

1-800-399-7585

Imperial Productions & Distribution Inc Toronto / New York

email sales@imperialproductions.com copyright 2016 MRDCI All Rights Reserved