



Element 13 Smooth Square

Martin Richards Design
COLLECTION

IPTSQ1206S-AL Painted Aluminum™

Shaft (A)

5-1/2" x 5-1/2" (13.9 x 13.9cm)

Capital Width & Depth (C1)

9-5/8" x 9-5/8" (24.4 x 24.4cm)

Capital Height (C2) 2" 5cm)

Base Width & Depth (B1)

8-1/2" x 8-1/2" (21.5 x 21.5cm)

Base Height (B2) 3-1/2" (8.8cm)

Weight 36b (11.3 kg)


Load Bearing to 12,000lbs (5.44m tons)

Load must be distributed evenly over the shaft


Do not attach railings to shaft without interior substrate

Optional Split for Post Wrap

Standard Powder Coated Finish: Linen: a white matt



OPTIONAL FINISHES



Slate



White Glossy



Black Matt



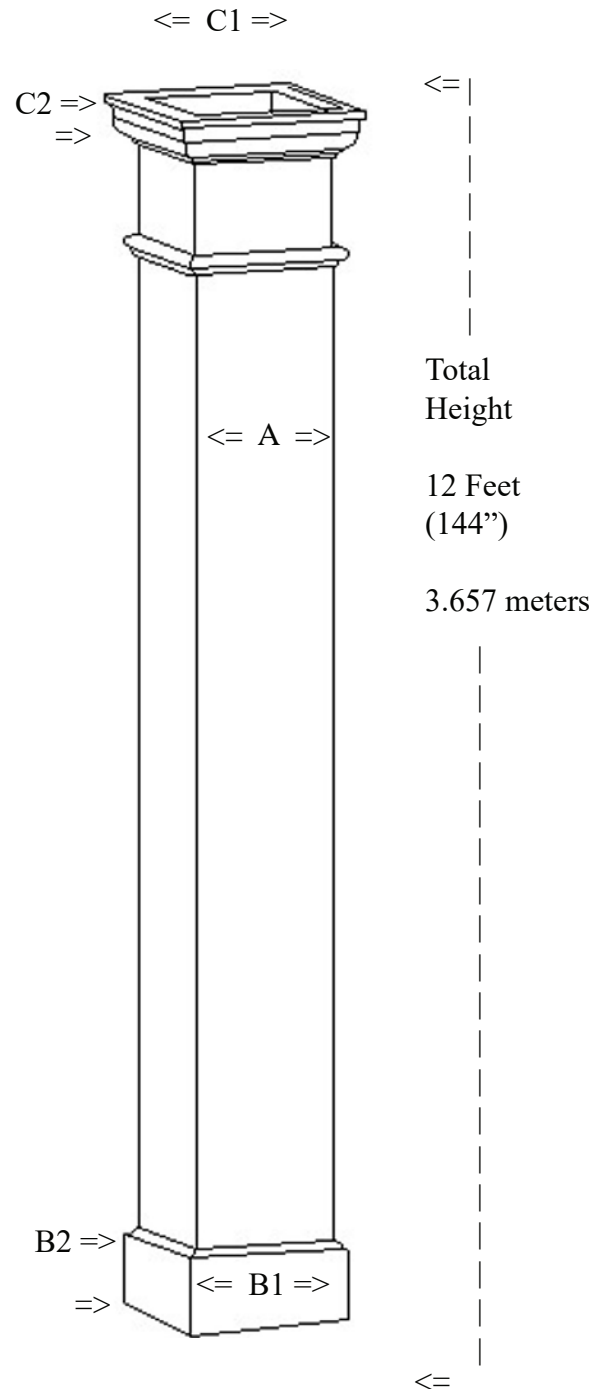
Brown Matt



Beige



Taupe



* assembly required, drawing not to scale, Powder Coated Colors may vary from this brochure

* For Load Bearing Application, check with your structural engineer for suitability in your local area

* All specifications subject to change without notice, Final products & Measurements may vary from this brochure



Imperial Productions®

1-800-399-7585

Imperial Productions & Distribution Inc Toronto / New York

email sales@imperialproductions.com copyright 2016 MRDCI All Rights Reserved